



SMW4N-LED48

LED Surface Mount Wrap



SPECIFICATIONS*

Watts	46
Lumens	5440
Efficacy	117 lm/W
Replaces Up To	2 lamp T8
Colour Temp	4000K
Operating Temp	-25°C to +55°C
Voltage	120-277
LED Life	50,000 hours
Certification	ETL Listed, DLC
Housing Material	Steel
Lens	Polycarbonate
Power Factor	0.99
Total Harmonic Distortion	16
CRI	>80
Weight	4.9lbs
Maximum Fixtures Connected in a Row	8



DESCRIPTION

The SMW4N-LED Surface Mount Wrap is a 4' linkable linear fixture for indoor use. The wraparound fixture is easy to install and features a link connector ideal for combining multiple fixtures in one row.

APPLICATIONS



Stairwells



Hallways



Foyers

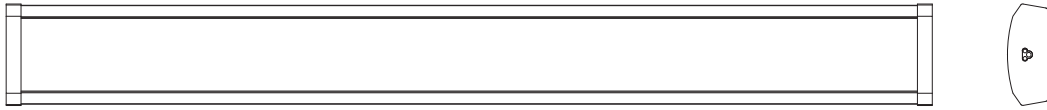


Utility Areas

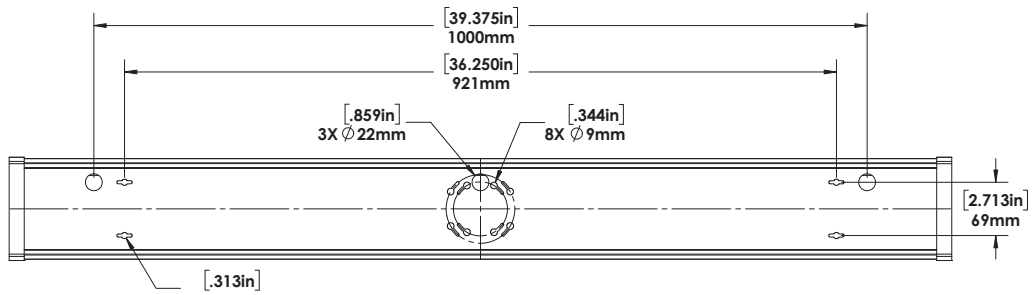
FEATURES

- Easy to use link connector allows you to combine up to 8 fixtures in one row.
- Clips at either end facilitate seamless lens removal for easy install.
- 0-10V dimming is standard.

DIMENSIONS



Knockouts On Back of the Fixture

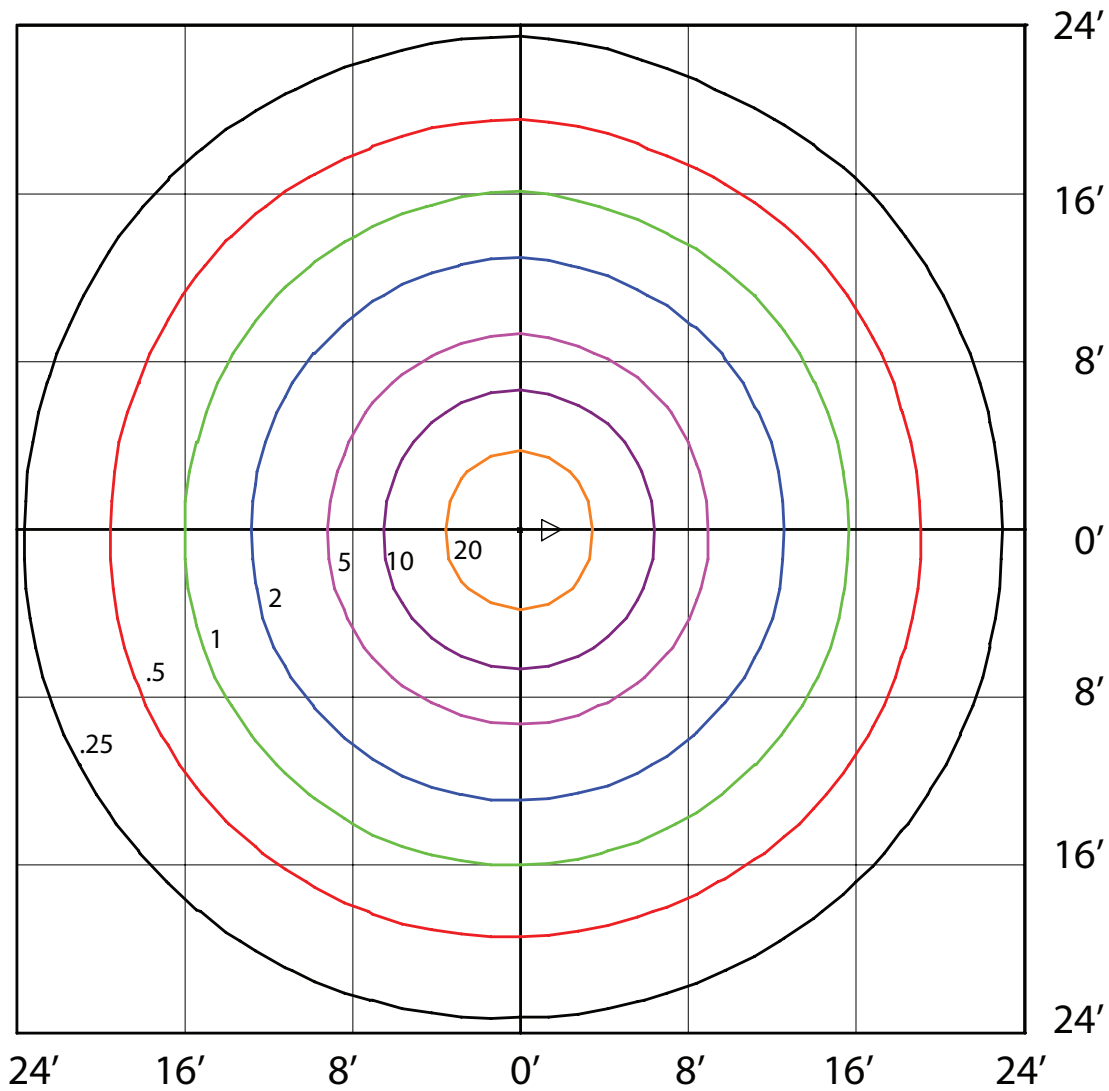


PHOTOMETRICS

SMW4N-48-B-4K MOUNTED AT 8 FEET

Mounting Height = 8 Ft

Maximum Calculated Value = 30.50 Fc



EASY WIRING TAB



Easy Installation

Clips on either end can be slid off allowing installer to easily remove the lens for ease of wiring and maintenance.

LINK CONNECTOR



Link Connector

The easy to use link connector fits into the end of the SMW4N-LED fixture and enables you to combine up to eight fixtures in a row.

(Fixture comes complete with link connector in the box)

ACCESSORIES (SOLD SEPARATELY)



SMW End Cap for Conduit Entry

Easy to install, end caps for conduit installations.

1. Remove existing cap.
2. Place new cap.
3. Attach conduit and wire.



Cord & Plug

5' cord and plug sold separately.



Interconnect

12" white interconnect cable sold separately.

ORDERING GUIDE

SMW4N						
WATTS	VOLTAGE	COLOUR TEMP.	FINISH	DIMMING	LENS	
LED48	B - 120 - 277V*	4K - 4000K*	WHT - WHITE*	DIM - 0-10V Dimming*	FR - FROSTED LENS*	

*Standard Configuration.

ACCESSORIES ORDERING GUIDE

CHECK THE ACCESSORIES YOU WISH TO ORDER:

- 012557 - SMW-LED 5' CORD & PLUG WHT
- 012558 - SMW-LED 12" INTERCONNECT CABLE WHT
- 012559 - SMW-LED LINK CONNECTOR (included in package, can also be ordered separately if needed)
- 012571 - SMW END CAP F/CONDUIT ENTRY