

Date:	Type:
Project Name:	Part Number:

## PINNACLE SERIES

### ARCHITECTURAL POST TOP



#### DESCRIPTION

The RENO Post Top Fixture provides high quality illumination ideal for outdoor locations requiring energy-savings and a long life which is great for both security and decorative post top lighting for commercial applications such as parking lots or large walkways or parks.

#### APPLICATIONS

- Outdoor Parking
- Pedestrian Path
- Commercial Area
- Shopping Mall

#### FEATURES


- Powder coated black finish
- Aluminum housing & PC Lens
- High and stable lumen output
- Elegant & Efficient Design
- Easy Installation & Maintenance
- Dual Voltage 120-347V
- 50,000 Hours lifespan
- 5 Year Warranty
- Custom colours available
- Optional Microwave & Photocell sensor available

#### SPECIFICATION


ORDER #	MODEL#	WATTS	LUMENS OUTPUT	VOLTS	BEAM ANGLE	CCT	CRI	POWER FACTOR
R55004	RENO-PT-DV-MV-MCCT-R1	40/50/60W	130LM/W	120-347V	90°	3000/4000/5000K	70	0.92
R55005	RENO-PT-DV-MV-MCCT-R2	60/80/100W	130LM/W	120-347V	90°	3000/4000/5000K	70	0.92
R55006	RENO-PT-DV-MV-MCCT-R3	120/135/150W	130LM/W	120-347V	90°	3000/4000/5000K	70	0.92
R72001	RENO-SENSOR-PC-S							
R71001	RENO-SENSOR-MW-S							
R73001	RENO-REMOTE-S							

**PHOTOMETRIC**
**▪ R1**


30W




40W




50W


**▪ R2**


60W




80W




100W


**▪ R3**


120W



135W



150W





RENO<sup>™</sup>  
LIGHTING

Date:

Type:

Project Name:

Part Number:

## DIMENSIONS

