

Date:	Project Name:
Type:	Part Number:



OPS SERIES

LED WALL PACK




DESCRIPTION

The RENO OPS series LED Wall Pack uses industry-leading LED chips and drivers to deliver a quality, energy saving lighting solution. It is also designed for an easy install, directly fitting onto existing electrical boxes, making it the contractor's choice when replacing older high pressure sodium and metal halide wall packs.

FEATURES

- Powder coated black
- Aluminum Alloy & Glass Lens
- 30% Slimmer Design
- Even Light Dispersion and Reduced Glare
- Available Flushmount DC Sensor
- Wide Voltage 120-347V
- Selectable CCT & Wattage
- Easy Installation & Maintenance
- Rated Lifetime L70(hrs) : >70,000
- Custom colours available
- 7 year warranty

APPLICATIONS

-  Commercial Building
-  Exterior Parking
-  School and Hospital



Date:	Project Name:
Type:	Part Number:

SPECIFICATION

ORDER#	MODEL#	WATTS	LUMENS	VOLTAGE (V)	HOURS RATING	BEAM ANGLE	CCT(K)
R51024	RENO-WP-MW-DV-R1	30/40/50W	135lm	120-347V	70,000	110°	30/40/50K
R51025	RENO-WP-MW-DV-R2	45/60/75W	135lm	120-347V	70,000	110°	30/40/50K
R51026	RENO-WP-MW-DV-R3	72/96/120W	135lm	120-347V	70,000	110°	30/40/50K

SENSOR OPTIONS

ORDER#	MODEL#	DESCRIPTION
R59101	RENO-WP-PS	DC Button Photocell

ACCESSORIES

ORDER#	MODEL#	DESCRIPTION
R59009	RENO-WP-SP	10KA Surge Protector
R59007		Wall Pack Wire Guard (R1&R2&R3)
R59008	RENO-WP-SHIELD	Wall Pack Shield

DIMENSIONS

