



LED HID Series

OMNIDIRECTIONAL • 50,000 HOURS • 100-277 VAC

TCP's energy efficient LED HID lamps are an excellent choice for replacing traditional metal halide products. Designed for indoor and outdoor use where low maintenance and high lumen output is required.



we know light.™

LIMITLESS OPTIONS FOR THE FOLLOWING APPLICATIONS

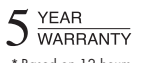
- Street Lights
- Roadways
- Landscape Lighting
- Parking Lots
- Warehouses
- Industrial Lighting

FEATURES	BENEFITS
Uses less energy than traditional metal halide products	Instant energy savings
Long life – 50,000 hours	Minimizes replacement and maintenance costs
UL approved for damp locations	Can be used outdoors when protected from elements— withstands humidity indoors/outdoors
Shatter resistant	Lower risk of injury and breakage
Omn-directional/360° beam angle	Full light distribution
Isolated driver	All for better heat dissipation
Rated for enclosed fixtures	Can be used in both open and enclosed fixtures
Surge protection benefit	100w and 80w have 6KV surge protection/ 45w, 24w, and 19w have 4KV surge protection

Ballast By-pass – direct wire only, not for use with luminaire ballast

SPECIFICATIONS

Color Temperatures.....	4000K, 5000K
Wattage Replacements.....	70W, 100W, 175W, 250W, 400W
Input Line Voltage	100-277 VAC
Input Line Frequency.....	50/60HZ
Lamp Life (Rated)	50,000 hours
Minimum Starting Temp	-40°C
Maximum Operating Temp.....	60°C
CRI.....	>80



* Based on 12 hours use per day

To view our DLC qualified products, please consult the DLC Qualified Products List at www.designlights.org/qpl.



L100MHX3950



L80MHX3950



L45MHX3950



L45MHE2650



L24MHE2650



L19MHE2650





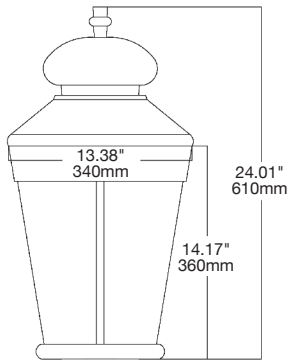
LED HID SERIES

OMNIDIRECTIONAL • 50,000 HOURS • 100-277 VAC

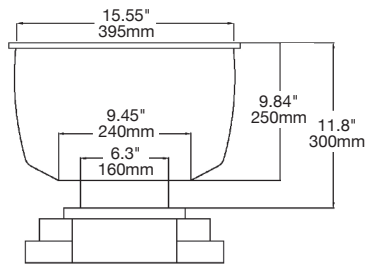
ITEM #	DESCRIPTION	DLC QPL*	VOLTAGE	LED WATTS	METAL HALIDE COMPARE	BARE LAMP LUMENS	LPW	CCT	COLOR TEMP	MOL (inches)	DIA (inches)	BASE	MASTER PACK
100W LED HID**													
L100MHX395040K	LED 100W MH400 EX39 40K	★	120-277V	100	400	13500	135	>80	4000K	12.8	5.1	EX39	6
L100MHX395050K	LED 100W MH400 EX39 50K	★	120-277V	100	400	14000	140	>80	5000K	12.8	5.1	EX39	6
80W LED HID**													
L80MHX395040K	LED 80W MH250 EX39 40K	★	120-277V	80	250	10400	130	>80	4000K	11.6	5.1	EX39	6
L80MHX395050K	LED 80W MH250 EX39 50K	★	120-277V	80	250	10800	135	>80	5000K	11.6	5.1	EX39	6
45W LED HID**													
L45MHX395040K	LED 45W MH175 EX39 40K	★	120-277V	45	175	5850	130	>80	4000K	10.8	3.4	EX39	16
L45MHX395050K	LED 45W MH175 EX39 50K	★	120-277V	45	175	6075	135	>80	5000K	10.8	3.4	EX39	16
L45MHE265040K	LED 45W MH175 E26 40K		120-277V	45	175	5850	130	>80	4000K	10.2	3.4	E26	16
L45MHE265050K	LED 45W MH175 E26 50K		120-277V	45	175	6075	135	>80	5000K	10.2	3.4	E26	16
24W LED HID**													
L24MHE265040K	LED 24W MH100 E26 40K		120-277V	24	100	3120	130	>80	4000K	6.7	2.5	E26	16
L24MHE265050K	LED 24W MH100 E26 50K		120-277V	24	100	3240	135	>80	5000K	6.7	2.5	E26	16
19W LED HID**													
L19MHE265040K	LED 19W MH70 E26 40K		120-277V	19	70	2470	130	>80	4000K	6.1	2.5	E26	16
L19MHE265050K	LED 19W MH70 E26 50K		120-277V	19	70	2565	135	>80	5000K	6.1	2.5	E26	16

* DLC qualified product at time of printing, consult designlights.org for the most up-to-date listing.

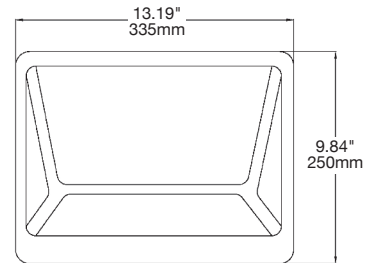
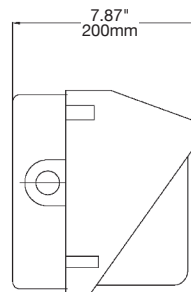
The above products are approved for enclosed fixtures with Minimum Lamp Compartment Dimensions as specified below in the represented images.



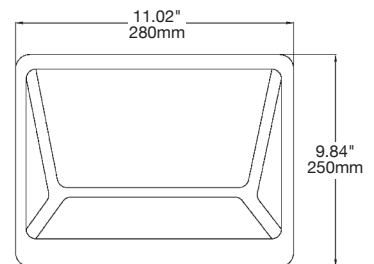
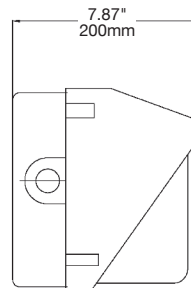
*** Pole Mount**
L100MH
L80MH
L45MH



***Pendant Mount**
L100MH
L80MH
L45MH



***Wall Mount**
L45MH



***Wall Mount**
L24MH
L19MH



To view our DLC qualified products, please consult the DLC Qualified Products List at www.designlights.org/qpl.



*Based on 12 hours use per day

For the most up-to-date specs, please visit www.tcpi.com

TCP®

325 Campus Dr. | Aurora, Ohio 44202 | P: 800-324-1496 | tcpi.com

©TCP DEC 2018/NF134700

