

# Installation Guide

## VIVID™ T5 LED Direct Fit Tube (DFSP4)

Please read this installation manual carefully, it contains important information and notes regarding the installation and operation of VIVID™ T5 LED Direct Fit Tube (DFSP4).

### Applicable to the following models

Order Code	Model Number	Discription	Tube Size	Input Volts
1762351	VIV-T5DFSP4/9W/35/F	T5 Direct Fit 2ft 9W G5 35K Frost Shatterproof	24"	120-277,347 ballast dependent
1762848	VIV-T5DFSP4/9W/40/F	T5 Direct Fit 2ft 9W G5 40K Frost Shatterproof	24"	120-277,347 ballast dependent
1762529	VIV-T5DFSP4/9W/50/F	T5 Direct Fit 2ft 9W G5 50K Frost Shatterproof	24"	120-277,347 ballast dependent
1763314	VIV-T5DFSP4/18W/35/F	T5 Direct Fit 3ft 18W G5 35K Frost Shatterproof	36"	120-277,347 ballast dependent
1763434	VIV-T5DFSP4/18W/40/F	T5 Direct Fit 3ft 18W G5 40K Frost Shatterproof	36"	120-277,347 ballast dependent
1763513	VIV-T5DFSP4/18W/50/F	T5 Direct Fit 3ft 18W G5 50K Frost Shatterproof	36"	120-277,347 ballast dependent
1764208	VIV-T5DFSP4/25W/30/F	T5 Direct Fit 4ft 25W G5 30K Frost Shatterproof	48"	120-277,347 ballast dependent
1764304	VIV-T5DFSP4/25W/35/F	T5 Direct Fit 4ft 25W G5 35K Frost Shatterproof	48"	120-277,347 ballast dependent
1764404	VIV-T5DFSP4/25W/40/F	T5 Direct Fit 4ft 25W G5 40K Frost Shatterproof	48"	120-277,347 ballast dependent
1764505	VIV-T5DFSP4/25W/50/F	T5 Direct Fit 4ft 25W G5 50K Frost Shatterproof	48"	120-277,347 ballast dependent



- Please keep this Quick Installation Guide for future reference.
- Operates on instant start ballasts only.
- This lamp is non-dimmable.
- Modifications to the product void the warranty.
- Use in dry location only.

### INSTRUCTIONS

- Switch-off power to the luminaire.
- Remove diffuser (if provided).
- Remove the existing fluorescent lamps from the luminaire.
- Install the VIVID™ T5 LED Direct Fit replacement lamp (one for each fluorescent lamp removed).
- Replace diffuser (if removed in step 2).
- Switch on power to the luminaire.

### CAUTION

- IF THE LAMP OR LUMINAIRE EXHIBITS UNDESIRABLE OPERATION (BUZZING, FLICKERING, ETC.), IMMEDIATELY TURN OFF POWER, REMOVE LAMP FROM LUMINAIRE AND CONTACT THE MANUFACTURER.
- RISK OF FIRE. DO NOT INSTALL IN A PRE-HEAT LUMINAIRE.


THESE DEVICES ARE NOT INTENDED FOR USE WITH EMERGENCY EXIT FIXTURES OR EMERGENCY EXIT LIGHTS.

THIS LAMP ONLY OPERATES ON ELECTRONIC BALLASTS. IF LAMP DOES NOT LIGHT WHEN THE LUMINAIRE IS ENERGIZED, REMOVE LAMP FROM LUMINAIRE AND CONTACT LAMP MANUFACTURER OR QUALIFIED ELECTRICIAN

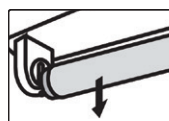
Lamps must be operated within an ambient fixture temperature of -22F (-30c) and 113F (45c) to ensure UL compliance.



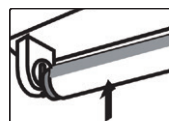
1



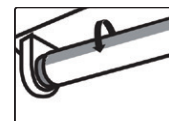
2 Fluorescent



3 Fluorescent



4 VIVID™ T5 LED Direct Fit Replacement lamp



5 VIVID™ T5 LED Direct Fit Replacement lamp



6

THE RETROFIT ASSEMBLY IS ACCEPTED AS A COMPONENT OF A FLUORESCENT LUMINAIRE WHERE THE SUITABILITY OF THE COMBINATION SHALL BE DETERMINED BY CSA OR AUTHORITIES HAVING JURISDICTION.



**SHATTER PROOF**



TO ORDER PLEASE CALL 1-877-736-0447 OR EMAIL: SALES@TUROLIGHT.COM

Tel: (416) 736-0447 • Toll Free: 1 (877) 736-0447 • Fax: (416) 736-4890 • Email: info@turolight.com • Website: www.turolight.com