

# Installation Guide

## VIVID™ T8 LED Direct Fit U-Bend Tube

Please read this installation manual carefully, it contains important information and notes regarding the installation and operation of VIVID™ T8 LED Direct Fit U-Bend Tube.

### Applicable to the following models

Order Code	Model Number	Description	Tube Size	Volts*
1762783	VIV-T8DF4/U/13W/30/F	T8 Direct Fit U-Bend 13W G13 30K Frost DLC4.1	24"	120-277,347
1762363	VIV-T8DF4/U/13W/35/F	T8 Direct Fit U-Bend 13W G13 35K Frost DLC4.1	24"	120-277,347
1762865	VIV-T8DF4/U/13W/40/F	T8 Direct Fit U-Bend 13W G13 40K Frost DLC4.1	24"	120-277,347
1762540	VIV-T8DF4/U/13W/50/F	T8 Direct Fit U-Bend 13W G13 50K Frost DLC4.1	24"	120-277,347

\*Ballast dependant

### GENERAL SAFETY INFORMATION

READ AND FOLLOW ALL SAFETY INSTRUCTIONS

**DANGER** – RISK OF SHOCK – DISCONNECT POWER BEFORE INSTALLATION

**CAUTION** – If the lamp or luminaire exhibits undesirable operation (buzzing, flickering, etc.), immediately turn off power, remove lamp from luminaire and contact manufacturer.

**CAUTION** – RISK OF FIRE – Do not install this lamp in a pre-heat luminaire.

**WARNING** – RISK OF FIRE. Use only in place of fluorescent lamps specified on label.


This lamp only operates on electronic ballasts. If lamp does not light when the luminaire is energized, remove

lamp from luminaire and contact lamp manufacturer or qualified electrician.

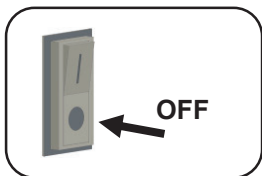
These devices are not intended for use with emergency exit fixtures or emergency exit lights.

### INSTRUCTIONS

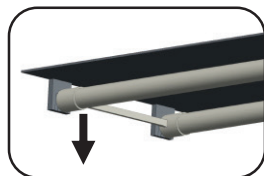
- 1) Turn off the power to the luminaire.
- 2) Remove diffuser (if provided).
- 3) Remove the existing fluorescent lamps from the luminaire. Dispose the existing fluorescent lamps in accordance with government regulations in your area.
- 4) Install Turolight LED T8 U-Bend DirectFit lamps. Ensure that the pins are firmly seated in the lampholders.
- 5) Ensure lamp is secured by clip.



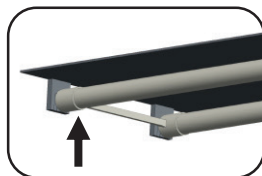
- 6) Replace diffuser (if removed in step 2). Switch on power to the luminaire.




Step 1



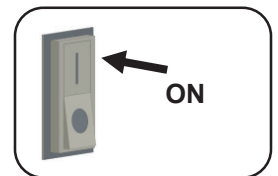
Step 2-3



Step 4



Step 5-6



Step 7

THE RETROFIT ASSEMBLY IS ACCEPTED AS A COMPONENT OF A FLUORESCENT LUMINAIRE WHERE THE SUITABILITY OF THE COMBINATION SHALL BE DETERMINED BY CSA OR AUTHORITIES HAVING JURISDICTION.



TO ORDER PLEASE CALL 1-877-736-0447 OR EMAIL: SALES@TUROLIGHT.COM

Tel: (416) 736-0447 • Toll Free: 1 (877) 736-0447 • Fax: (416) 736-4890 • Email: info@turolight.com • Website: www.turolight.com