

LED FIXTURE

SSL Series



LED Canopy SSL-CP2

Ultra-thin design allows for use in low ceiling applications.



Features & Benefits

CUL listed, DLC qualified

Available with lumen outputs from 3,800 to 8,000 lumens

System light efficacy ≥ 141 lm / W

Ultra light design, black body finish

Wet location listed

PIR sensor, emergency battery optional, external MTG.

Voltage 120-277V/347-480V, support 1-10V dimmable*

CRI ≥ 70 , L70 @ 50,000 Hrs/ other CCT available consult MFG.

Suitable for J-BOX mounting, and pendant mounting

PC optical lens

Warranty

5-year limited warranty in commercial use from the date of purchase

Operating temperature range between -40°C and +40°C

Applications

Parking structures, storage areas, shopping area walkways, entryway, and low level security

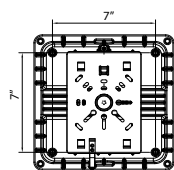
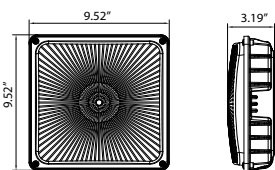
* For details, see product specification below

Product Specification

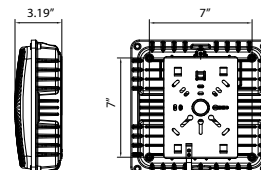
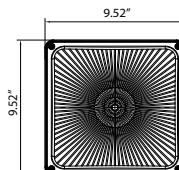
DLC	Model Number	Description	Wattage (W)	Input Voltage (V)	Hour Rating	Optics/ Distribution	Initial Delivered Lumens (lm)	CCT (K)	CRI	Dimension LxWxH(inch)	Case QTY.
Y	SSL-CP2/27W/40/UNV/BK	27W, 40K, 120-277V, Black	27	120-277	50,000	H160° x V160°	3800	4000K	70	9.52 x 9.52 x 3.19	1
Y	SSL-CP2/27W/50/UNV/BK	27W, 50K, 120-277V, Black	27	120-277	50,000	H160° x V160°	3800	5000K	70	9.52 x 9.52 x 3.19	1
Y	SSL-CP2/27W/40/UNV/BK/D	27W, 40K, 120-277V, Black, 1-10V Dimming	27	120-277	50,000	H160° x V160°	3800	4000K	70	9.52 x 9.52 x 3.19	1
Y	SSL-CP2/27W/50/UNV/BK/D	27W, 50K, 120-277V, Black, 1-10V Dimming	27	120-277	50,000	H160° x V160°	3800	5000K	70	9.52 x 9.52 x 3.19	1
Y	SSL-CP2/40W/40/UNV/BK	40W, 40K, 120-277V, Black	40	120-277	50,000	H160° x V160°	5450	4000K	70	9.52 x 9.52 x 3.19	1
Y	SSL-CP2/40W/50/UNV/BK	40W, 50K, 120-277V, Black	40	120-277	50,000	H160° x V160°	5450	5000K	70	9.52 x 9.52 x 3.19	1
Y	SSL-CP2/40W/40/UNV/BK/D	40W, 40K, 120-277V, Black, 1-10V Dimming	40	120-277	50,000	H160° x V160°	5450	4000K	70	9.52 x 9.52 x 3.19	1
Y	SSL-CP2/40W/50/UNV/BK/D	40W, 50K, 120-277V, Black, 1-10V Dimming	40	120-277	50,000	H160° x V160°	5450	5000K	70	9.52 x 9.52 x 3.19	1
Y	SSL-CP2/40W/40/HVU/BK/D	40W, 40K, 347-480V, Black, 1-10V Dimming	40	347-480	50,000	H160° x V160°	5450	4000K	70	9.52 x 9.52 x 3.19	1
Y	SSL-CP2/40W/50/HVU/BK/D	40W, 50K, 347-480V, Black, 1-10V Dimming	40	347-480	50,000	H160° x V160°	5450	5000K	70	9.52 x 9.52 x 3.19	1
Y	SSL-CP2/60W/40/UNV/BK	60W, 40K, 120-277V, Black	60	120-277	50,000	H160° x V160°	8000	4000K	70	9.52 x 9.52 x 3.19	1
Y	SSL-CP2/60W/50/UNV/BK	60W, 50K, 120-277V, Black	60	120-277	50,000	H160° x V160°	8000	5000K	70	9.52 x 9.52 x 3.19	1
Y	SSL-CP2/60W/40/UNV/BK/D	60W, 40K, 120-277V, Black, 1-10V Dimming	60	120-277	50,000	H160° x V160°	8000	4000K	70	9.52 x 9.52 x 3.19	1
Y	SSL-CP2/60W/50/UNV/BK/D	60W, 50K, 120-277V, Black, 1-10V Dimming	60	120-277	50,000	H160° x V160°	8000	5000K	70	9.52 x 9.52 x 3.19	1
Y	SSL-CP2/60W/40/HVU/BK/D	60W, 40K, 347-480V, Black, 1-10V Dimming	60	347-480	50,000	H160° x V160°	8000	4000K	70	9.52 x 9.52 x 3.19	1
Y	SSL-CP2/60W/50/HVU/BK/D	60W, 50K, 347-480V, Black, 1-10V Dimming	60	347-480	50,000	H160° x V160°	8000	5000K	70	9.52 x 9.52 x 3.19	1

Dimensional drawing

Net Weight: 27W: 3.615lb 40W: 4.166lb



Net Weight: 60W: 5.070lb



Ordering Information Example: SSL-CP2/27W/50/UNV/BK/D

Family Name	Fixture Type	Wattage	CCT	Voltage (V)	Body Finish	Dimmable	Options
SSL (Solid State Lighting)	CP2 (LED Canopy)	25W, 40W, 60W	40 (4000K) 50 (5000K)	UNV (120~277V), HVU (347~480V)	BK (Black)	D(Dimmable), Blank (Non-Dimmable)	TL-2052 (Sensor)