

Specification Sheet

Globe Compact Fluorescent Lamp

Item Number **38001**

Specifications

| | |
|---------------------------------------|--------------|
| Energy Used (Watts)..... | 15 |
| Incandescent Equivalent Wattage | 60 |
| Domestic Code..... | 15GLOBE/27 |
| Brightness (Lumens) | 820 |
| Average Rated Hours | 10,000 |
| Life (in years)* | 9.1 |
| Light Appearance (Kelvin) | 2700 |
| CRI..... | 82 |
| CIE Chromaticity | x.459, y.412 |
| Efficacy (LPW)..... | 55 |
| PF | ≥0.5 |
| Minimum Starting Temperature | 5°F/15°C |
| Estimated Yearly Energy Cost** | \$1.81 |

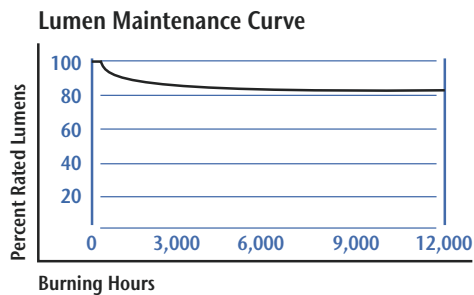


Physical Characteristics

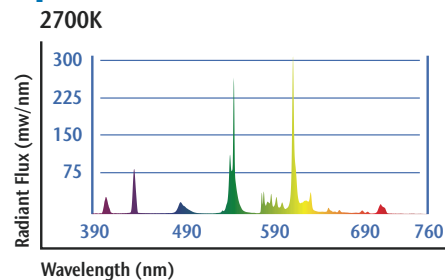
| | |
|-------------|--------------|
| Finish..... | Warm White |
| Base..... | Medium (E26) |
| MOL..... | 4 3/8" |



Lumen Maintenance



Spectral Distribution




Limited Warranty

This lamp is warranted to be free from defects in material and workmanship for 2 years (based on using 3 hours per day).

Caution

Do not for use with emergency exit luminaires or lights, photocontrols or electric timers. DO NOT USE WITH DIMMERS. Enclosed luminaire is required for outdoor use. Not for use in totally enclosed non-vented luminaires. Not recommended for base up operation in recessed downlights. NOTE: Product may cause interference with radios, televisions, telephones, or remote controls. If interference occurs, move this product away from device or plug into another outlet.

* Based on 3 hrs./day
 ** Based on 3 hrs./day 11¢/kWh - Cost depends on rates and use.

Contains mercury.  For more on clean up and safe disposal, visit epa.gov/CFL.

Call 1-800-999-2226 or visit www.westinghouselighting.com.

Westinghouse Lighting, Philadelphia, PA 19154-1029, U.S.A. Westinghouse Lighting, a Westinghouse Electric Corporation licensee
 ® "Westinghouse" and "You can be sure...if it's Westinghouse" are all registered trademarks of Westinghouse Electric Corporation.

